

Full-View Aluminum Doors Commercial Sectional



COMBINE HIGH-DESIGN AND FUNCTION

A clean modern look combined with flexibility, durability, and quality make this door the perfect choice for many applications. Choose from a variety of glass or solid panels to make your building project stand out from the rest.




The Quality Garage Door™

EXTERIOR PANEL PROFILES



Full-View. Sleek and smooth aluminum frame that allow panoramic views.





Improved window and solid panel aluminum retainer design.

SECTION CONSTRUCTION

- Sections are 2 inches thick, and assembled with through bolts at each vertical stile location.
- Finishes are available in clear anodized or select one of our 188 RAL powder coat color options.
- Section joints are tongue-and-groove with added bulb seal.
- Insulated and 1/4" tempered glass is available in certain sizes. [Call your distributor for quote.]
- Substitute glass for insulated or non-insulated Aluminum panels.
- Easily replace damaged glass or aluminum panels with removable aluminum retainers.
- Full-View Aluminum window sections match sizes and panel layout of steel sections.
Optional field glazing: 1/8" DSB, 1/8" polycarbonate, 1/8" tempered, 1/4" tempered, 1/2" insulated glass, or 1/2" tempered insulated glass as required. Consult factory for additional glazing options.

Full-View Aluminum Model Comparison Chart

Model	3295	3297
Exterior Panel Profile	Full-View	Full-View
Section Thickness	2in.	2in.
Aluminum Solid Panels	Insulated or Non-Insulated <i>are available on all Models.</i>	
Insulation Type	N/A 	Polystyrene 
Max Size ³	24'2" x 20'0"	24'2" x 20'0"
Optional Features		
Finish ¹	Clear Anodized <i>is available on all Models.</i>	
Woodgrains ¹	Light Cherry, Harvest Oak, American Walnut, and Black Onyx <i>are available on all Models.</i>	
Powder Coating ¹	188 Colors <i>are available on all Models.</i>	
Windows / Glass	Plain ² , Tinted, Obscure, and Frosted ² <i>are available on all Models.</i> Additional options available.	
Solid Panels	Insulated or Non-Insulated <i>are available on all Models.</i>	
Warranty	10 Year Warranty <i>available on all Models.</i>	

¹ Refer to your local Dealer for exact color or finish match. ² Special glass options available, check website for new options. ³ Laminated options available for Plain and Frosted glass.

WINDOWS A great way to provide visibility and natural lighting. Complete the look and functionality of your building with our window options.




Full-View Aluminum

FINISH¹ **C.H.I. POWDER COAT¹ COLORS** *All powder coat colors add 1-week lead time.*




WOODGRAINS¹



Light Cherry Harvest Oak American Walnut Black Onyx

SECTION PANELS



Polystyrene insulation available for solid sectional panels.

SPECIALTY GLASS



In addition to our standard glass offering, customize your door with specialty glass or special materials.

SEAMLESS UPGRADE



Hinges and track can be upgraded to match powder coated sections, creating a seamless appearance from the interior view.