



FIMBEL

ARCHITECTURAL DOORS

More in a Garage Door Since 1924.

More in a **GARAGE DOOR**

Euro-Dor | *Carriage House Style*



PROUDLY MADE IN THE USA FOR OVER 100 YEARS BY THE FIMBEL FAMILY OF WHITEHOUSE, NJ
FIMBELADS.COM

Featured cover photo product details:
Brussels EU-504 w/v-grooves and faux stain



FIMBEL
ARCHITECTURAL DOORS
More in a Garage Door Since 1924.



Athens EU-505

ALL FIMBEL PRODUCTS:

- ▶ Uniquely crafted for you
 - ▶ Smooth, high-end look of wood
 - ▶ Low-maintenance
 - ▶ Replacement sections available
 - ▶ Range of styles and price points
-
- ▶ Solid, one-piece grille with profile options and no joints or inserts
 - ▶ Large or small window options
 - ▶ Available in 1" height increments
 - ▶ Custom designs and arches available
-
- ▶ Energy-efficient
 - ▶ Multiple design patents
 - ▶ Quality finishing options
 - ▶ Proudly made in the USA
 - ▶ Robust long-life warranty regardless of geography

Four Generations of *Quality Door* Manufacturers

For over 100 years, our family has committed to quality. We are proud our products do more than bring lasting beauty by also supporting our mission for sustainability. Behind the smooth, high-end look of wood, we use composite materials from partners

who share our values. Fimbel doors are durable to stand the test of time and low-maintenance to add time to your lifestyle. Residential or Commercial. Carriage Style to Modern Design. Historic Restoration or New Build. *We offer you more in a garage door.*

▶ YOU CAN COUNT ON FIMBEL'S COMMITMENT TO TRUST & VALUE



Limited Lifetime Warranty*

*Consult your dealer for details



100+ Year Industry Leader

Established in 1924, 4th generation-owned business



Garage Door Section Replacement

Replace damaged sections without having to replace the whole door



Proudly Made in the USA

For over 100 years by the Fimbel Family of Whitehouse, NJ



We partner with One Tree Planted (501c3) to do our part to restore our generous forests and our planet



Internal focus on optimization of logistics and recycling efforts to reduce our footprint



We run on SOLAR! And we pass along our unused power back to the grid



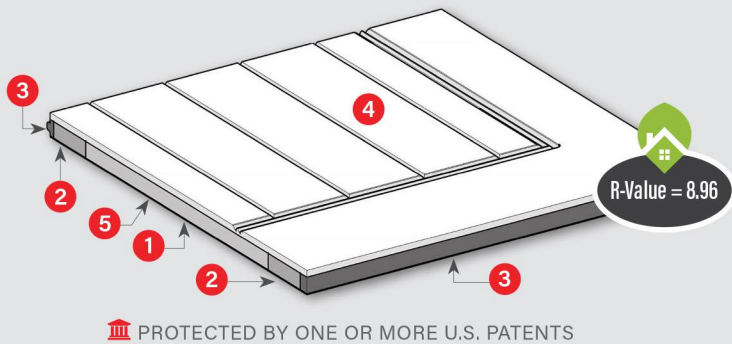
FIMBEL
ARCHITECTURAL DOORS
More in a Garage Door Since 1924

Euro-Dor | Carriage House Style | PART OF THE ESTATE COLLECTION



By carving the profile of your choice, either carriage style or traditional raised panel, into a single sheet of 3/8" smooth, solid material, we carry the design from section to section without interruption - creating the illusion of a raised panel overlay door. Our patented construction allows us to build your door in 1" height and width increments. Manufactured from advanced materials, Fimbel doors are low-maintenance and provide enduring beauty. Blending craftsmanship and innovation, we bring your designs to life.

▶ See more at www.fimbelads.com/gallery ▶ Traditional door styles also available



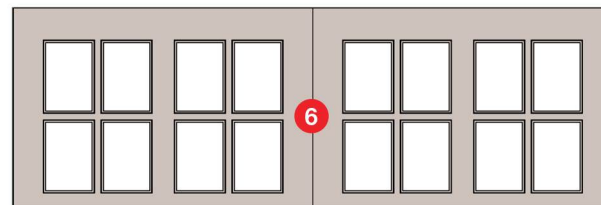
▶ Euro-Dor Series Innovative Construction Features (shown with V-Grooves):

- 1. Laminated, insulated core to increase energy efficiency and reduce noise
 - 2. Heavy-duty wood frame
 - 3. Impenetrable composite surrounds create the interlocking tongue and groove to seal out the elements and increase sustainability for maximum protection
 - 4. Precision-machined architectural relief in solid 3/8" high impact composite face
 - 5. High-impact prefinished interior cover to protect your door (optional composite interior backer)
 - 6. Euro-style grille with optional interior grille
 - 7. Standard glass section profile: C-Grille
- ▶ Overall section thickness is 1 7/16"
 - ▶ Fully-customizable designs for solid sections and glass sections
 - ▶ Standard: 3 sections with customizable height, width and top options
 - ▶ Slab doors available (consult dealer)
 - ▶ Material: Versatex for unfinished doors and Tricoya for finished doors


▶ Glazed Grille Top Details:

Design your own, or count on one of ours! Customize to meet your needs. Solid tops available, see website for further options: www.fimbelads.com

Euro: 3 1/2" Vertical Muntins in center of bay: arch or square
Available on: All Series



C-Grille Profile: Bead with Radiused Inside Corners
Available on: All Series



Euro-Dor Door Detail



Brussels EU-504



Athens EU-505



EU Raised Panel




Brussels EU-504

Models and Specifications | Euro-Dor Series


> STEP 1: Choose the **DOOR STYLE** that best compliments the style of your home

▶ Please note that all door top designs are interchangeable. Popular models shown, consult your dealer or the factory for more door style and door top design options.


CARRIAGE HOUSE STYLE



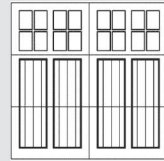
Stockholm EU-500




Florence EU-502



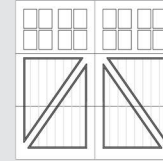
Brussels EU-504



Dublin EU-510



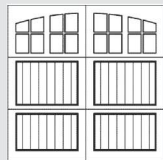
London EU-13S



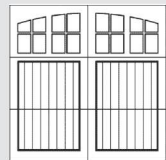
Venice EU-15S



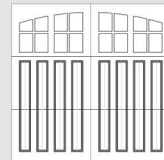
Luxembourg EU-501



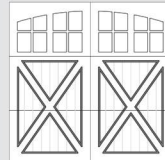
Milan EU-503



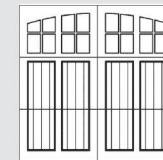
Athens EU-505



Rome EU-14A



Budapest EU-17A




Madrid EU-511

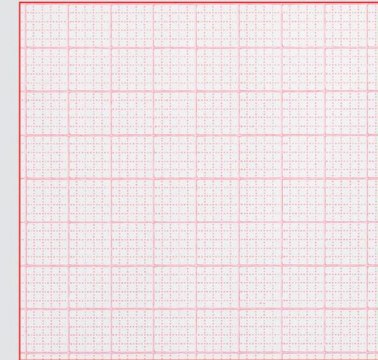
TRIFOLD STYLE



Trifold EU-11S




Trifold EU-11A




✂ Draw Your Perfect Door Here ✂

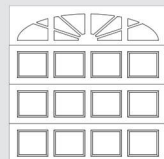
TRADITIONAL RAISED PANEL STYLE



GR 24 Long Panel



GR 24 Long Panel w/Stockton Top



GR 44 Short Panel w/Sunray Top


MODERN STYLE



Flush w/Portal Lites



Custom Lites in Pallet Design



Horizontal V-Grooves

> STEP 2: Select an **ARCHITECTURAL PROFILE** for your door's composite face



Smooth



V-Groove



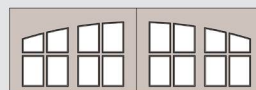
Beadboard



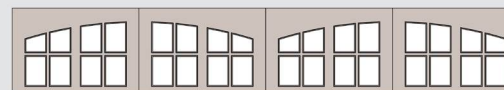
Custom designs

> STEP 3: Choose from our popular **DOOR TOP DESIGNS** (Consult dealer for more options)

Arch



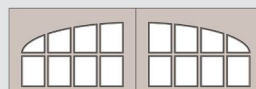
Dual Arch



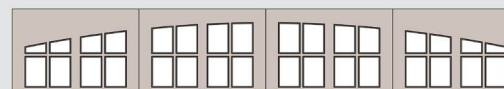
Traditional 8



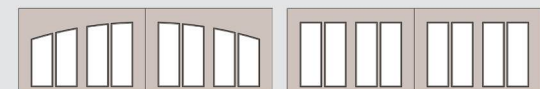
Custom Elliptical



Full Arch



Euro 8



Colonial Corners



Traditional 12



Euro 16



Customization Opportunities | *Experience More for Your Door*

> **STEP 4:** Choose the **SPECIALTY GLASS STYLE** that best fits your needs

Insulated glass comes in the following styles:

- Standard
- Acid-Etched
- Tempered
- Tinted DSB

▶ Glass designs may vary slightly

▶ Insulated Glass Package may be required in certain conditions



Standard DSB



Grey Tinted DBS (also in Bronze)



Acid-Etched



Pattern 62

*Contact factory for additional glass options

> **STEP 5:** Choose the right **COLOR AND FINISHING** options to make your door stand out

- ▶ Custom solid-color matching
- ▶ Two-tone finishing
- ▶ Custom stain matching
- ▶ And more!



Brussels EU-504



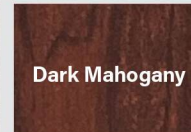
Brussels EU-504



Madrid EU-511



Rustic Walnut



Dark Mahogany



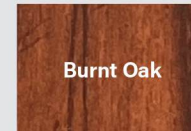
Red Oak



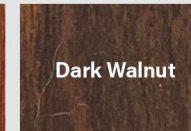
Golden Walnut



Red Mahogany




Burnt Oak



Dark Walnut



Natural Mahogany



Driftwood

> **STEP 6:** Choose from any of the many **UPGRADES** to further customize your door



Hi-Lift & Powder Coated Track



Longer Life Springs



Wind Load Package



Interior Grille



Decorative Hardware*

*Please note: when applying decorative hardware to Tricoya products, we strongly recommend that corrosion-resistant fixings, such as high-quality stainless steel, are used.

CHALLENGE WHAT YOU THINK IS TRUE OF GARAGE DOORS! WE DARE YOU!

For over 100 years, we have worked with dedicated and talented men and women to provide you with excellent service, and we carry that tradition forward today.

Visit our website to find a dealer www.fimbelads.com/dealers, or email our Customer Service Team at sales@fimbelads.com to learn more!

Experience More...

More Creativity. More Beauty. More Durability.



FROM STANDARD TO CUSTOM SOLUTIONS, ANYTHING IS POSSIBLE.

Certifications, Partnerships, Associations & Recognition



More in a Garage Door Since 1924.

Fimbel Architectural Door Specialties

PO Box 96, Whitehouse, NJ 08888

908.534.1732

sales@fimbelads.com

fimbelads.com

